



2025-2026

DALLAS HIGH SCHOOL

PARENT MANUAL

The University Method of Education for 9th Grade through 12th Grade Dallas, Texas
Dallas High School Campus: 3838 Spur 408, Dallas, TX 75236 | (214) 445-6243



TABLE OF CONTENTS

Whether you're seeking guidance on specific topics or simply curious to explore, this manual is designed to facilitate effortless navigation. However, please note that this manual does not replace our indispensable Student Handbook, which contains essential information for you and your scholar/s. Enjoy exploring!

Welcome Messages	01
Dallas High School Frequently Asked Questions	04
Parent Equipping Programs	07
The University Method of Education Guidelines	09
UME Speaks Your Language	13
Skyward Power UPS	14
Google Classroom	16
STAAR Resources	25
Graduation Plan	28
Technology Resources	30
Contact Information	32

WELCOME MESSAGE

Dianne Williams

Principal



Greetings! My name is Dianne Williams and I am happy to serve as your Principal. I want you to know that I am committed to servant leadership and strive to support all whom I serve. My passion is seeing my teachers and scholars forge positive relationships that promote and foster academic success and personal growth. I am happy that you have chosen to be a part of our UME family. Welcome!

Dr. Michael Oyedokun II

Assistant Principal

Welcome to UME! I am your Assistant Principal. Being a part of this great institution is an honor and a privilege. I look forward to serving your students and working alongside you to help them achieve their goals as they navigate high school. As the Assistant Principal, my duties are to support the administration and address any concerns you may have. I also look forward to providing guidance and joining you to make their educational experience a lifelong and fulfilling journey. Please don't hesitate to contact me with any questions or concerns.



Dr. Moshae Fobbs

Academic Advising Counselor



Welcome to UME! I serve as the Academic Advisor Counselor. I have been in education for 31 years. I have an extensive background in social services including trauma informed care, mental health support and social emotional learning all to help improve and promote the well being of the whole child. Here, at UME, I will work to ensure scholars take the correct courses to meet state requirements for graduation as well as set them up for success in whichever path they choose, college, or military. I look forward to meeting all the wonderful scholars and families of UME!

WELCOME MESSAGE

Emily Ortiz

Curriculum and Instruction
Coordinator

I would like to extend a warm and heartfelt welcome to our wonderful school. As the Curriculum and Instruction Coordinator, my role is to ensure that our school's curriculum is engaging, rigorous, and aligned with the Texas Essential Knowledge and Skills (TEKS). I am committed to fostering a learning environment where every student can thrive and reach their full potential. I encourage you to actively participate in your child's education journey, as your involvement and support are vital in their success. Together, we can create a strong partnership that will empower our students to become confident, well-rounded individuals ready to tackle the challenges of the future.



Heiddi Alcántara

SEL Support

I'm thrilled to welcome you to the UME family! As the Social Emotional Learning Support, my role is to help students gain and apply the knowledge, skills, and attitudes needed to develop a healthy sense of self, manage their emotions, accomplish personal and shared objectives, empathize with others, build and sustain supportive relationships, and make responsible and compassionate decisions. I'm excited to be a part of your scholar's journey to present and future success!



José Barriguete

IT Director

As IT Director, my priority is providing seamless tech support to staff and students. We value the parent-school partnership that shapes your child's educational journey. Please don't hesitate to reach out for any assistance, guidance, or concerns you may have. Let's work together to foster collaboration, trust, and a path to success. By creating a harmonious educational experience, we empower our students to thrive and achieve their full potential.



WELCOME MESSAGE

Gabriela Campos
Parent Equipping and
Support Coordinator

Welcome to UME! I'm delighted to introduce myself as your Parent Equipping Coordinator. My purpose is to build strong communication between home and school, provide you with resources and tools that could assist with how your scholar can have an opportunity to succeed and remove any obstacles that might prevent the two from working together. As someone who understands the joys and challenges of being a parent, I'm happy to offer advice, arrange workshops, and connect you with helpful resources. I am willing to help you navigate the school system and ensure your scholar's success at home and in school. We will embark on a journey of learning alongside one another to ensure that student success and a strong community between the school and home is developed and grows throughout the year. With that being said, let's begin a fantastic school year together!

Sally Solá Andino , M.A., M.Ed
District Parent Equipping
Program Lead

Welcome to Dallas HS! I have designed this manual in collaboration with your school leadership. It's your go-to resource for understanding educational tools, procedures, and tutorials used at UME. This manual provides user-friendly explanations of the University Method of Education, Skyward, Google Classroom, STAAR Resources, and much more. We'll guide you through effective tool navigation and offer step-by-step tutorials to maximize their benefits. Let's collaborate, communicate with teachers, and create a supportive learning environment where your scholar can thrive. Join us on this fulfilling educational journey!



UME DALLAS HIGH SCHOOL FREQUENTLY ASKED **QUESTIONS**

Welcome to UME Preparatory Academy – Dallas High School

Welcome aboard families! We are happy to have you at UME Prep. This document is to inform parents about how to... and where to... find important information about UME.

Parents/Scholars – Frequently Asked Questions

The answers for this section are based on the information found on the UME website www.umeprep.org Specific issues can be found in the Student Handbook on our school website.

General Information:

- **Address for Dallas Secondary Campus:** 3838 Spur 408, Dallas, TX 75236
- **Phone Number:** 214-445-6243 (reception desk)
- **Absences:** Please email us at absent@umeprep.org by 10:00 am if your child will be absent. CCing their teachers can also help facilitate any make-up work that may need to be completed on your child's return to school.
- **Student Admissions:** admissions@umeprep.org

1. How is UME different?

- **Opportunity:** For 9th–12th grades, please consult with your student daily as they fulfill the responsibilities for classwork and assignments at home.
- **Tools:** UME Prep provides a Parent Equipping Program aimed to encourage, support, and equip parents as you partner with UME Prep to prepare post secondary endeavors, men and women of character for the next generation! Please contact gabriela.campos@umeprep.org if you have questions regarding our school model.
- **Time:** The student schedule is the first notable difference.
 - **School Hours:** Our arrival time is 7:45 am. High School Classes start each day at 8:45 am. MWF Dismissal time is 2:35 pm and TTH Dismissal time is 2:10 pm. This allows time for scholars to complete homework assignments at home under the influence and support of their parents.
 - **Classes:** Similar to a university, 9th to 12th grade scholars have MWF classes & different T/Th classes.
 - **School Year:** UME Prep provides parents with the time equivalent of approximately 50 traditional school days back under the influence of parents when the shorter school days and school year are considered.

UME DALLAS HIGH SCHOOL FREQUENTLY ASKED **QUESTIONS**

2. How do we connect with teachers? Emails are listed in Skyward Family Access. You may set up a meeting by sending an email to the teachers.

3. How do we connect with other parents? You can join one of the Parent-Sponsored Grade-Level Facebook Pages set up for each class. On Facebook, please search, for ex. "UME Eagles Class of 2026", and request to join. Please read the Facebook Guidelines upon joining. This is different from our official UME Prep Facebook page. Also, join us for various Parent Equipping Events held throughout the year. It's a great chance to meet other parents. Also, connect with our Parents Achieving Community (PAC) to get involved.

4. Who do I contact for grade-specific information? Our Parents Achieving Community (PAC) has organized Facebook pages for each grade. Contact the PAC or the Parent Equipping Coordinator for your grade's Facebook group.

5. What about Dress Code? This information can be found under "Student Life" and in the Student Handbook. In brief, **Pants/Shorts:** properly fitting khaki or navy **Shirts: Monday thru Thursday-** Scholars must wear a polo shirt with a UME logo. Color choices are white, red, navy, and gray.

(9th-12th scholars can wear the white button-down shirt if desired).

* **Friday** – Scholars may wear a UME t-shirt with jeans (no holes or rips in jeans). *Parents, please assume the responsibility of ensuring your child is in the dress code before entering the building.*

6. What are the Drop off/Pick up Procedures? Drop off starts at 7:45am. Your scholar is tardy at 8:45 am. **Pick-Up Procedures:** Pick-up will start at 2:35 on MWF and 2:10 on TTH. Please arrange to have your child picked up and dropped off at that appropriate time.

7. How do I visit the school? All visitors MUST bring their Driver's License to check in at the reception area. ALL visitors MUST wear the assigned visitor's badge and return to the reception desk.

8. What can I do with Skyward Family Access? Skyward Family Access is a tool for you to stay informed and engaged in your child's education.

*Monitor assignments and grades *Add money to your child's lunch account *Access and opt into the Family Directory *Contact teachers

*Check calendar and events *See homework assignment sheets *Set up an automatic email notification when student assignments are below a designated level.

(example: Notification if a grade is below 80%). *Print your scholar's report card

UME DALLAS HIGH SCHOOL FREQUENTLY ASKED QUESTIONS

Email Mrs. Stafford at ginger.stafford@umeprep.org for any questions or concerns regarding Family Access. Skyward has a mobile app that can be accessed on smartphones free through iTunes or Google Play. You can also gain access through the front page of the UME Prep website.

9. What are some other school contacts? (* Spanish Speaking)

Principal: dianne.williams@umeprep.org

Assistant Principal: michael.oyedokun@umeprep.org

Academic Advising Counselor: moshae.fobbs@umeprep.org

*ESL Director: luz.rodriquez@umeprep.org

Special Education/Dyslexia: sarah.green@umeprep.org

Child Nutrition Director: joyce.rivera@umeprep.org

*Nurse: alejandra.gomez@umeprep.org

*SEL Support: heiddi.alcantara@umeprep.org

*Parent Equipping: gabriela.campos@umeprep.org

*Receptionist: susie.ibarra@umeprep.org

Receptionist: jayla.washington@umeprep.org

10. How do I keep updated on school activities? The principal's weekly newsletter is the best way to stay connected. You will also receive messages via email to keep updated with all the events and announcements for the respective month. Connect with the school via Facebook (UME Preparatory Academy) to receive updates, important information, and highlights of the week.

11. Where can I find more information? See the Student Handbook: The student handbook is under "Student Life." Please print and sign the last page of the handbook and turn it into the school's front office. The handbook contains all academic and student policies and procedures (Bad Weather Procedures, Classroom Observation Policy, Form, Homework Framework: Provides a guideline for reasonable homework amounts, etc.)

12. Where can I go if I still have questions and have consulted the Student Handbook? Contact the main school phone number at (214) 445-6243 (Dallas reception desk).

PARENT EQUIPPING AND SUPPORT PROGRAM



EXPLORE

Parent Equipping and Support Program



WHAT DOES THE PARENT EQUIPPING AND SUPPORT COORDINATOR HAVE TO OFFER OUR DALLAS HIGH SCHOOL CAMPUS?

Trainings

- Facilitates and coordinates training for both teachers and parents as a way of providing tools, resources, and strategies to support families partnering with our school in their child's education. Such training takes place during parent and faculty meetings as well as by appointment.

Support

- Supports families by creating valuable and timely informational documents. Communicates with families via email and phone calls regarding our unique method of education. Answers parents'/ guardians' questions about our school.
- Works in conjunction with teachers when parents need extra help/guidance with our school method, homework, or language assistance.

Events

- Designs events for parents to network and discuss relevant issues regarding our school while spending valuable time with their children. Supports district and PAC events ...and much more.



Please contact me if you have any questions:

Gabriela Campos

Parent Equipping and Support Coordinator
gabriela.campos@umeprep.org

PARENTS ACHIEVING COMMUNITY **PAC**



WHO WE ARE

PAC is what its name says... parents achieving community by working together to support our children, our teachers, our administration, and our school.

WHAT WE DO

As parents, we all want to foster in our students a life-long curiosity to learn and help them become kids with character. We all want to create a sense of community among parents so that our scholars are supported at home and at school, and we all want our teachers and administrators to be equipped to do and be their best.

WE FUNDRAISE

All of the money we raise goes directly back to the school—whether it be for the teachers, the students, or the parents.

WE ORGANIZE EVENTS

PAC's Leadership Team works hard to organize different functions, and while we coordinate these events, we always need hands and feet to make them successful. If you'd like to volunteer to help with a particular event, scroll to the bottom of the page and fill out the PAC Volunteer Form.

FORMS

UME Parent Volunteer Background Check: To volunteer at UME, you must complete this form and submit a copy of your driver's license.

PAC Leadership Application Form: If you'd like to join the PAC Leadership Team, you can fill out this form and send it to thorntreecctennis@att.net. You must have been at UME for at least one year before you can apply for leadership.

Dallas High School President: Jenna Pecor

email: dallaspac@umeprep.org

THE UNIVERSITY METHOD OF **EDUCATION**



The University Method of Education offers a unique and effective way for students to learn, combining aspects of traditional schooling and homeschooling. This method provides students with a quality college education while allowing them to follow a college-style schedule. The college-simulated environment enhances the educational experience further. Classes are scheduled for 60 minutes on Mondays, Wednesdays, and Fridays, while more prolonged courses of 90 minutes take place on Tuesdays and Thursdays. This mimics the structure of college courses, which helps students develop the necessary skills for higher education.

One of the unique features of the University Method is the integration of traditional schooling with homeschooling. Parents actively participate in their scholars' education, working collaboratively with teachers to supervise coursework in the home satellite classroom. This partnership creates a supportive and nurturing environment that provides students with individualized attention and guidance. By adopting the University Method at home, parents can ensure that their scholars receive a high-quality college education while maintaining a balanced schedule. This approach fosters independent learning, critical thinking, and practical time management skills, preparing students for success in their academic pursuits and beyond.

UME PREPARATORY ACADEMY



UNIVERSITY METHOD OF EDUCATION **GUIDELINES**

by Candiss Smith


Homework Communication- High School



Homework is an important component in the UME model due to our shortened class time. UME Prep high school teachers will post homework assignments in google classroom for scholars' reference. Scholars are expected to keep up with their homework assignments whether online or on paper. Parents should check their email and Skyward to ensure their scholar is not missing any work.

Progress Reports

Progress reports will be emailed to parents and scholars in the middle of each quarter to show the scholar's current average and grades for each subject.



Make-up Work

If a scholar is absent, it is their responsibility to get any make-up work from their teachers. This requires the scholar to communicate with each teacher directly. Make-up work should be completed in a timely manner. If a major assignment (such as a test) was missed, arrangements should be made with the teacher to schedule a time to take the test.

Late Work

UME holds to a strict late work policy compared to most schools. This is to ensure our students are keeping up with learning at our accelerated pace. Homework is due at the beginning of class. If a scholar does not have their homework completed at the beginning of class, it is considered late. They may turn it in later that day or the next time the class meets with a 20-point late work deduction. If homework is not turned in by the next class time, it will remain a 0 in the gradebook.

Academic Dishonesty

Academic dishonesty is a serious violation of UME academic policy. Scholars who are caught cheating or helping another scholar cheat will receive appropriate consequences. This includes receiving a zero on the assignment without a makeup assignment or extra credit and a discipline referral. See the student handbook for more information on this matter.

UNIVERSITY METHOD OF EDUCATION **GUIDELINES**

Keeping up with grades

Parents and scholars are expected to keep up with grades by checking Skyward regularly. In addition, parents are strongly encouraged to set their Skyward notifications so that they receive emails for any grades below 70. This will allow parents to be aware of potential failures in averages before the end of the quarter. To set notifications for failing grades follow the steps below.

1. Log into your Skyward family access account.
2. Click "My Account" on the top right side of the page.
3. Under "Email Notifications" check the box next to "Receive Grading Emails for my students" and make sure the box after the word "low" has 70.00 in it. (See screenshot below)

Email Notifications

- Receive Daily Attendance Notifications for my student(s) by
 Email Wall Message Email and Wall Message
- Receive Grading Emails for my student(s) ?
Assignment/Class Percent Overrides (If blank, the School default low and/or high percent will be used):
Low: for Cash Smith and Austen Smith
- Receive Notifications when Food Service Balance is under \$-0.01
 Email Wall Message Email and Wall Message

UNIVERSITY METHOD OF EDUCATION **GUIDELINES**



Steps to Take When a Scholar is Struggling

If a scholar is struggling with a particular assignment or class, the following steps are the most appropriate to follow.

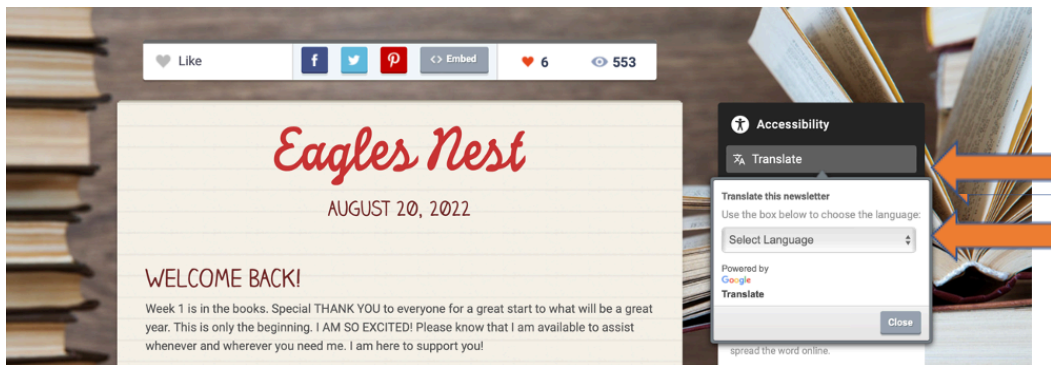
1. The scholar should speak directly to the teacher and ask what they can do to better understand the content or assignment. They should ask what resources they should use to improve their understanding and work.
2. If the scholar continues to struggle after speaking directly to the teacher, then the parent may contact the teacher to see how they may support the scholar with their academics.
3. A parent may contact the Parent Equipping and Support Coordinator if further assistance is needed.

UME SPEAKS YOUR LANGUAGE

We are so excited to share helpful information with you in your language! Please follow the steps to translate Mrs. Williams' Newsletter.

Desktop version:

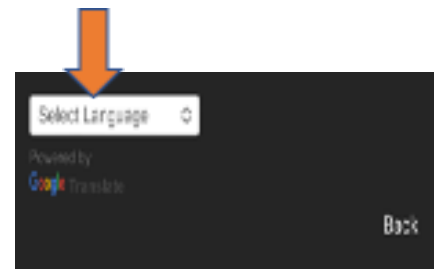
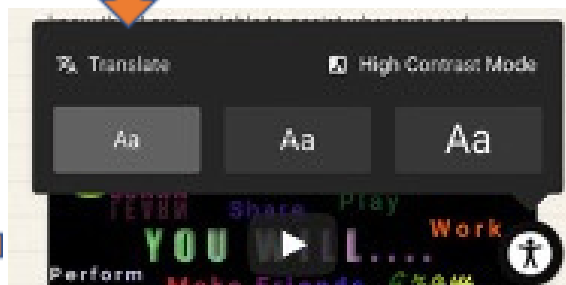
1. Click on the link provided by our principal: <https://secure.smore.com/n/buzj0>
2. In the Accessibility drop-down menu, click Translate and select your preferred language.
3. Click on "Close" to return to the translated newsletter.



Mobile version

Click on the "person" icon at the bottom right corner of the website.

1. From the menu, click on Translate and select the language of your preference.
2. Click on "Back" to return to the translated newsletter.



SKYWARD 60 SECONDS POWER UPS

What is the process for reviewing my scholar's grades?

With Family Access, you can get an up-to-date look at your child's grades, upcoming assignments, progress toward graduation, and more... Click on the video to get started!

<https://www.youtube.com/watch?v=XANNYDeJ2i0&t=7s>

What are the steps to set up notifications?

With Family Access's social media-inspired message center, you can stay in touch with teachers, coaches, and administrators. Learn how even to add notifications when grades go below 70% or any percentage of your preference by clicking on this video:

<https://www.youtube.com/watch?v=nr2Ln-cRRJs>

What is the process for accessing your scholar's teachers' email addresses?

To access your child's information on Skyward, follow these steps:

1. Log in to your Skyward Account here:

<https://skyward10.iscorp.com/scripts/wsisd.dll/WService=wseduumeprepacatx/fwemnu01.w>

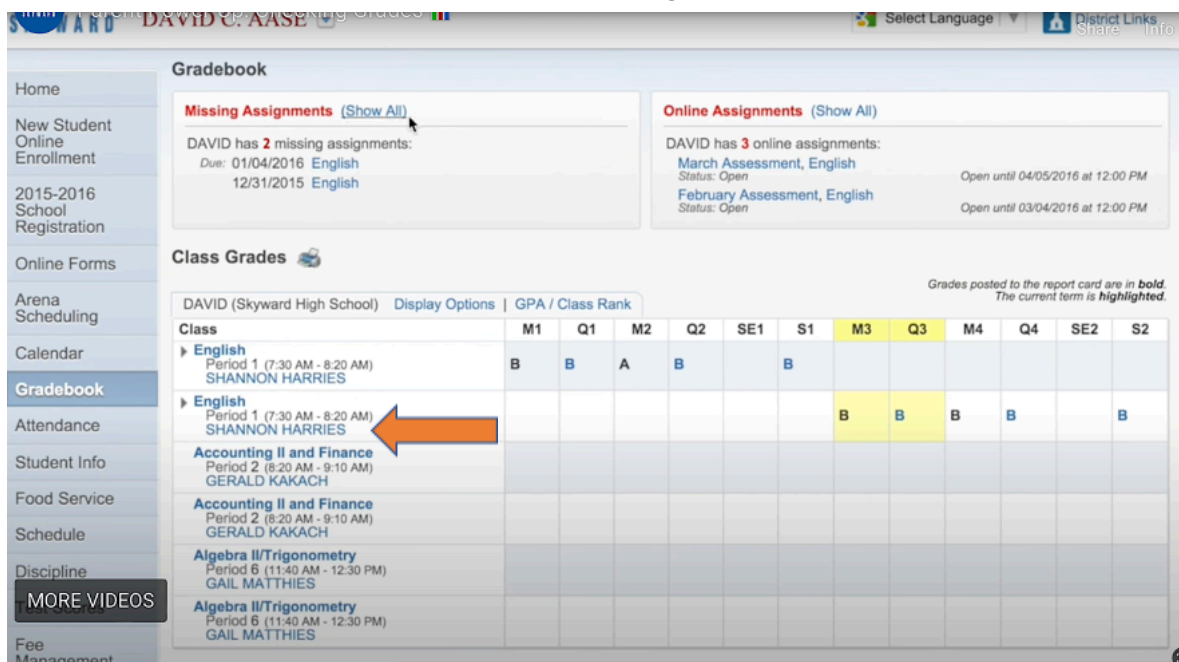
2. Select the Gradebook tab under Family Access.

3. From the dropdown menu choose: All Students and select your child's name:

The screenshot shows the Skyward Family Access interface. The 'Gradebook' tab is selected in the left sidebar. A dropdown menu is open, showing 'All Students' and a list of student names: DAVID C. AASE, MADALYN M. BOWMAN, MARY JONES, and SUSAN L. BOULEY. A red timer icon with ':57' is overlaid on the screenshot. Arrows point from the text in the previous block to the corresponding elements in the screenshot: 'Gradebook' (2), 'All Students' (3), and the student list.

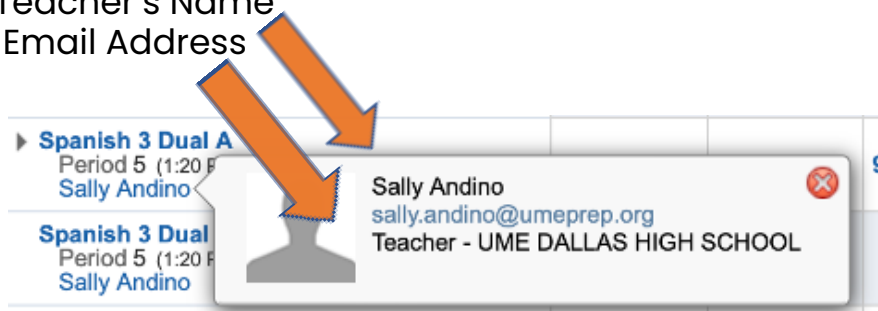
SKYWARD 60 SECONDS **POWER UPS**

4. After opening the Gradebook, navigate to your preferred class by scrolling down, then select the teacher's name by clicking on it:



5. Ideally, the website should present a small tab resembling this one, containing the following items:


- Teacher's Name
- Email Address



6. Copy the email address and paste it into your favorite email application to send an email to your scholar's teacher. *Verify with your child's teacher before sending an email exclusively through Skyward.*

Do you want to know more information about Skyward? You can find more resources on how to use Skyward here: <https://www.skyward.com/parents-and-students/family-access-toolkit/parents>

A PARENT'S GUIDE TO **GOOGLE CLASSROOM**



A Parent's Guide to Google Classroom

Google Classroom is a web-based learning tool that teachers use to post assignments, communicate with students, and provide feedback on student work.

Your student's teacher will be using Google Classroom this year. This guide will provide an overview of Google Classroom and introduce you to some tools that you can use to support your students' learning.

Table of Contents

Accessing Google Classroom

Classroom Home Page

The Stream Page

The Classwork Page

Assignments Types

The Assignment Page

A free resource by John R. Sowash | [@jrsowash](#) |
Chrmbook.com

A PARENT'S GUIDE TO **GOOGLE CLASSROOM**

Accessing Google Classroom

Your student can access Google Classroom using a phone (iPhone or Android), tablet, or computer (Mac, PC, or Chromebook).

Students will use their school provided email address to log in to Google Classroom.

Parents do NOT have direct access to Classroom but are welcome to log in with their student to review course content.



Visit the iOS App Store on your iPhone or iPad to download the Google Classroom app.



Visit Google Play on your Android phone or tablet to download the Google Classroom App.



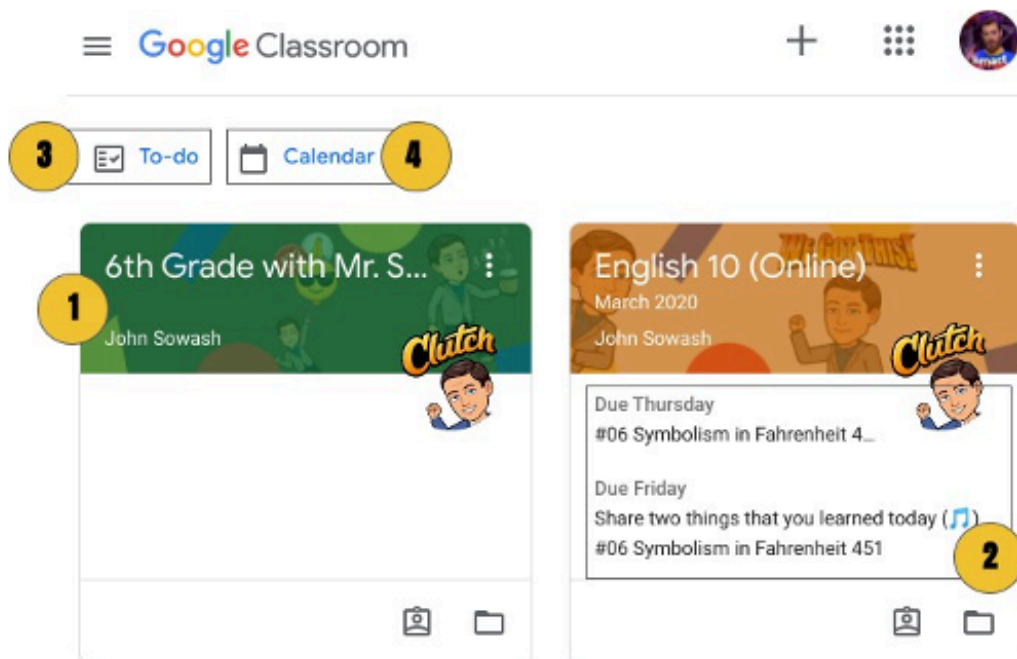
Visit classroom.google.com on your Mac, PC, or Chromebook to log in.

A PARENT'S GUIDE TO **GOOGLE CLASSROOM**

Classroom Home Page

Ask your student to sign in to Google Classroom using their school-provided Google account.

The Classroom home screen displays the courses your student is currently taking.



- 1 Each class will be displayed as a card.
- 2 Upcoming assignments will be displayed on the class card for each class.
- 3 The “to do” page lists upcoming assignments and late work.
- 4 The class calendar displays upcoming assignments by the due date.

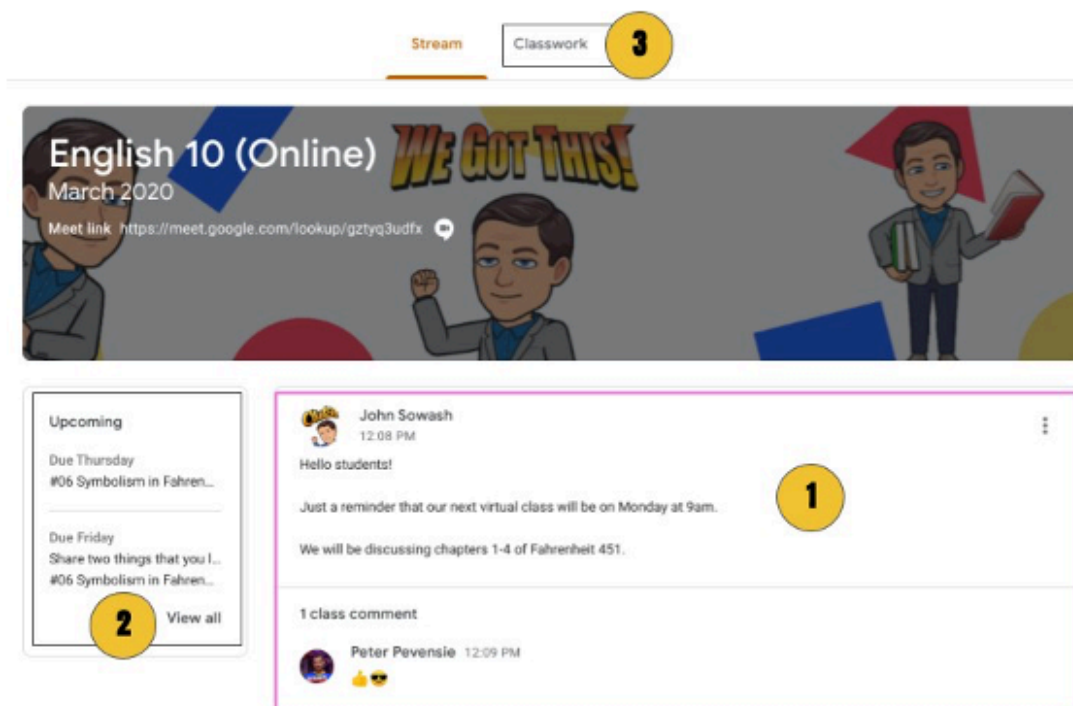
A PARENT'S GUIDE TO **GOOGLE CLASSROOM**

The Stream Page

Click on a course card to open a class.

You are now on the “stream” page. This is where teachers will post announcements and reminders.

Some teachers will allow students to post comments on announcements. These comments are visible to all members of the class. Teachers have the ability to moderate and remove comments as necessary.



- 1 Teachers use the stream page to post announcements and reminders.
- 2 The stream page lists upcoming assignments.
- 3 The Classwork page is where assignments are posted.

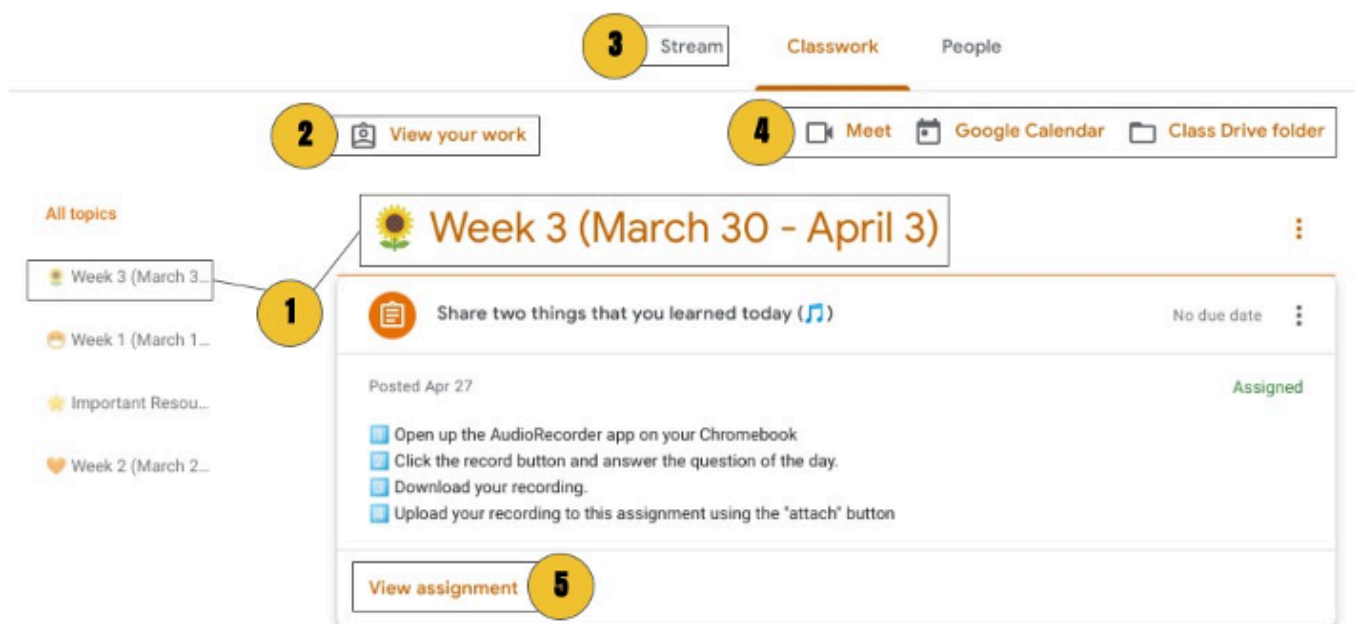
A PARENT'S GUIDE TO **GOOGLE CLASSROOM**

The Classwork Page

Click on classwork at the top of the stream page.

This is where class assignments are posted.

Students will spend most of their time on this page, reviewing and completing course work assigned by the teacher.



- 1 The classwork page is organized into topics. Teachers will use topics to organize assignments by week, chapter, unit, or subject area.
- 2 Students can view a summary of all their upcoming assignments by clicking “view work.”
- 3 You can navigate back to the stream by clicking the link at the top of the screen.
- 4 Students will have access to a variety of tools, including Google Meet (virtual classroom), Google Calendar, and Drive. These tools may not be used by all teachers.
- 5 Students should click on an assignment to preview it. To view all of the assignment details, click “view assignment.”

A PARENT'S GUIDE TO **GOOGLE CLASSROOM**

Assignment Types

Your student will see three types of assignments:



Week 3 (Aug. 31 - Sept. 4)



1



Intro to Week 3 4

Edited Sep 1



2



#04 Describe the relationship between Mo...

Due Sep 3, 10:00 AM



3



#06 Symbolism in Fahrenheit 451

Due Today



- 1 Material - this is a reference or resource post. There isn't anything to turn in or submit.
- 2 Discussion Question - discussions can be free response or multiple choice.
- 3 Assignment - Teachers use the assignment post for homework, quizzes and group projects.

A PARENT'S GUIDE TO **GOOGLE CLASSROOM**

The Assignment Page

Click on an assignment listed on the classwork page.

The assignment page is full of important information and details about each assignment. Students should carefully read the directions and guidelines posted on this page.

The screenshot shows the assignment page for 'Close Reading Activity' by John Sowash, due on Aug 7, 10:00 AM, worth 10 points. The page includes instructions for a reading activity, a class comment section, and a 'Your work' section with a 'Turn in' button. Numbered callouts 1-5 point to specific features: 1 (Assignment title, points, and due date), 2 (Class comment input), 3 (Private comment input), 4 (Add or create button), and 5 (Turn in button).

- 1** The assignment page lists the due date, number of points, and any files that are needed to complete the assignment.
- 2** If enabled, students can post a class comment to ask for help from their classmates.
- 3** Got a question about an assignment, send a private comment to the teacher!
- 4** If instructed, students can attach files to send to the teacher. You can attach files from Google Drive or upload files from your computer or camera roll.
- 5** Don't forget to submit your work!

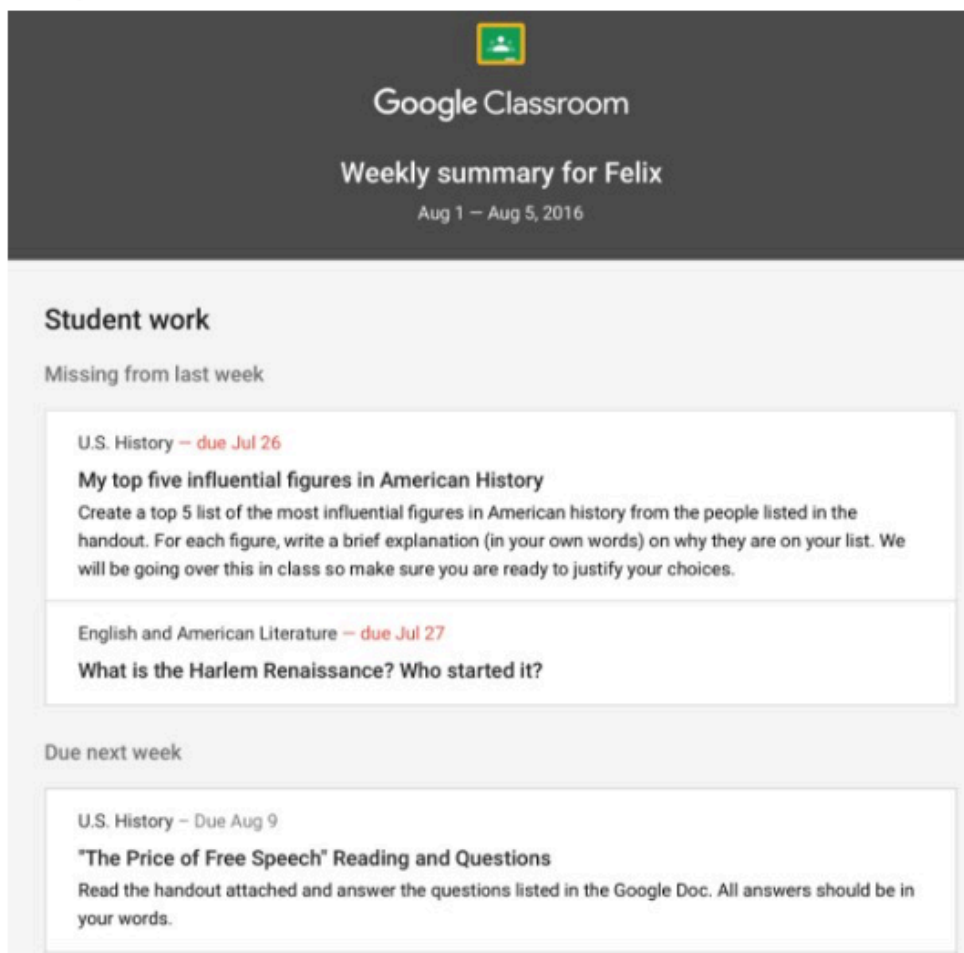
A PARENT'S GUIDE TO **GOOGLE CLASSROOM**

Guardian Summaries

Google Classroom offers a feature for parents called “guardian summaries”.

The Guardian Summary includes:

- *Missing work* —Work not turned in when the summary was sent.
- *Upcoming work* —Work that’s due today and tomorrow (for daily emails) or that’s due in the upcoming week (for weekly emails).
- *Class activity* —Announcements, assignments, and questions recently posted by teachers.



The screenshot shows a Google Classroom interface for a student named Felix. At the top, it says "Google Classroom" and "Weekly summary for Felix" for the week of "Aug 1 – Aug 5, 2016". Below this, there is a section titled "Student work" which is divided into "Missing from last week" and "Due next week".

Missing from last week

- U.S. History – due Jul 26**
My top five influential figures in American History
Create a top 5 list of the most influential figures in American history from the people listed in the handout. For each figure, write a brief explanation (in your own words) on why they are on your list. We will be going over this in class so make sure you are ready to justify your choices.
- English and American Literature – due Jul 27**
What is the Harlem Renaissance? Who started it?

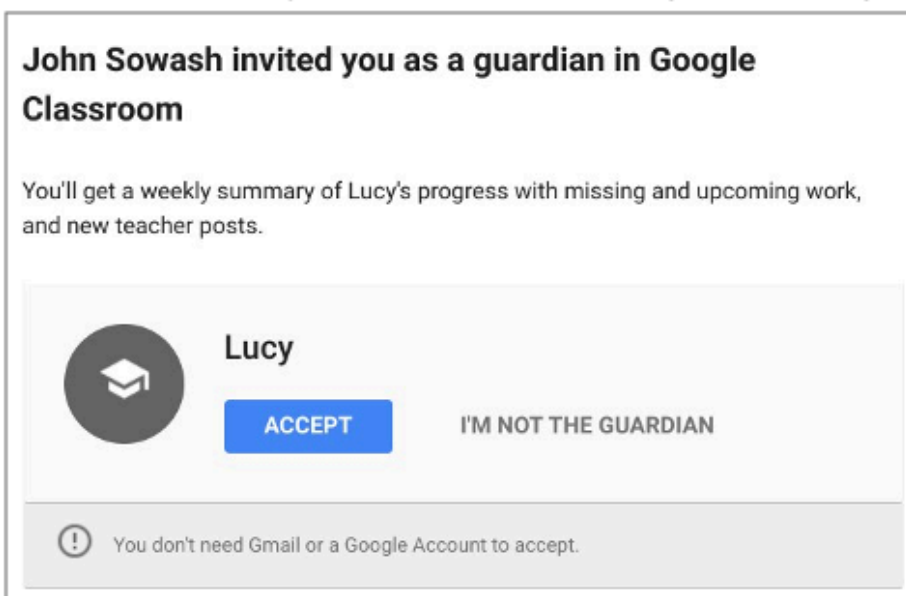
Due next week

- U.S. History – Due Aug 9**
"The Price of Free Speech" Reading and Questions
Read the handout attached and answer the questions listed in the Google Doc. All answers should be in your words.

A PARENT'S GUIDE TO **GOOGLE CLASSROOM**

Request & Configure your Guardian Summary

Guardian summaries must be enabled by the teacher. They will need to enter your email address and send you an invitation to begin receiving this report.



Request your Guardian Summary:

- 1 Ask your student's teacher to send you a guardian summary invitation.
- 2 Make sure the teacher has an up-to-date email address for you.
- 3 Look for the guardian summary invitation sent by email.
- 4 Configure your summary preferences (daily or weekly).
- 5 Use the guardian summary to have a conversation with your student about their classwork.

STAAR RESOURCES

by Dianne Williams



Reading/English STAAR/EOC Resources

English I & II STAAR Online Tutorial

<https://youtube.com/watch?v=w3OnJEIcUTA&si=EnSlkaIECMiOmarE>

English II STAAR Review

Editing & Revising:

<https://youtube.com/watch?v=bsl8bxearms4&si=EnSlkaIECMiOmarE>

Multiple Choice Strategies for English I & II

https://youtube.com/watch?v=JSFo_6rjIF4&si=EnSlkaIECMiOmarE

Multiple Choice Strategies Applied for Eng I & II

<https://youtube.com/watch?v=pL02mhtrBEg&si=EnSlkaIECMiOmarE>

English I & II STAAR Online Tutorial

<https://youtube.com/watch?v=w3OnJEIcUTA&si=EnSlkaIECMiOmarE>

English II STAAR Review

Editing & Revising: <https://youtube.com/watch?v=bsl8bxearms4&si=EnSlkaIECMiOmarE>

Multiple Choice Strategies for English I & II

https://youtube.com/watch?v=JSFo_6rjIF4&si=EnSlkaIECMiOmarE

Multiple Choice Strategies Applied for Eng I & II

<https://youtube.com/watch?v=pL02mhtrBEg&si=EnSlkaIECMiOmarE>

STAAR RESOURCES



U.S. History STAAR/EOC Resources

US History Review Videos

Part 1: <https://youtube.com/watch?v=5SYe6aSEfuw&si=EnSlkaIECMiOmarE>

Part 2: <https://youtube.com/watch?v=zAMN7P-fu94&si=EnSlkaIECMiOmarE>

Part 3: https://youtube.com/watch?v=vsUh7Tlt_zA&si=EnSlkaIECMiOmarE

Part 4: <https://youtube.com/watch?v=lvM0bbGGKgM&si=EnSlkaIECMiOmarE>

Part 5: <https://youtube.com/watch?v=i89qD8Aq59Y&si=EnSlkaIECMiOmarE>

US History EOC Review Questions

Part 1: <https://youtube.com/watch?v=zYKcljoBBP0&si=EnSlkaIECMiOmarE>

Part 2: <https://youtube.com/watch?v=iA6hUwrdg1s&si=EnSlkaIECMiOmarE>

STAAR RESOURCES



Biology STAAR/EOC Resources

Biology STAAR Review

Part 1: <https://youtube.com/watch?v=84YpuNIUJK8&si=EnSikaIECMiOmarE>

Part 2: <https://youtube.com/watch?v=tRyWIHXQcF4&si=EnSikaIECMiOmarE>

Part 3: https://youtube.com/watch?v=5jQ_T0tAabc&si=EnSikaIECMiOmarE

Part 4: <https://youtube.com/watch?v=IfZNnOuIFIU&si=EnSikaIECMiOmarE>

Biology STAAR Practice Questions

Part 1: https://youtube.com/watch?v=0Nr_KPicrfI&si=EnSikaIECMiOmarE
(Questions #1-19).

Part 2: <https://youtube.com/watch?v=Tee-vQfTC7A&si=EnSikaIECMiOmarE>
(Questions #20-38).

Part 3: <https://youtube.com/watch?v=Y7INzVOTHKU&si=EnSikaIECMiOmarE>
(Questions # 39- 54).

How to log in and PRACTICE the STAAR with your scholar!

<https://youtube.com/watch?v=SNpruWYSpvE&si=EnSikaIECMiOmarE>

How to access your scholar's STAAR scores!

<https://www.youtube.com/watch?v=dchgsktPyZg>

GRADUATION PLAN

GRADUATION PLAN: 26 CREDIT FOUNDATION PLAN WITH DISTINGUISHED LEVEL OF ACHIEVEMENT

All UME Scholars will **choose one** of the following graduation plans:

Note: UME does NOT offer the Business & Industry nor Public Service Endorsements. UME also does not offer a dual credit Associate's Degree program.

Multidisciplinary Studies Endorsement:

English (4 credits):	English I	English II	English III	English IV
Math (4 credits):	Algebra I	Geometry	Algebra II	4th math
Science (4 credits):	Biology	Chemistry	Physics	4th science
Social Studies (4 credits):	W.Geography	W. History	US History	Govern/Econ
Foreign Language (2 credits; choose one):	Spanish I & Spanish II ASL I & ASL II			

Physical Education (1 credit): see current course guide for options

Fine Art (1 credit): Band, Art, Choir, Theater, or Dance

Electives: minimum of 6 credits

STEM Endorsement (Math, Science, OR Engineering - choose one path):

English (4 credits):	English I	English II	English III	Advanced English class
Math:	Algebra I	Geometry	Algebra II	4th & 5th math (Math path)
Science:	Biology	Chemistry	Physics	4th & 5th science (Science path)
Social Studies (3 credits):	W.Geography or W. History		US History	Govern/Econ
Foreign Language (2 credits; choose one):	Spanish I & Spanish II ASL I & ASL II			

Physical Education (1 credit): see current course guide for options

Fine Art (1 credit): Band, Art, Choir, Theater, or Dance

Electives: varies based on path chosen (**4 credits for Engineering path**)

Fine Arts Endorsement:

English (4 credits):	English I	English II	English III	Advanced English class
Math (4 credits):	Algebra I	Geometry	Algebra II	4th math
Science (4 credits):	Biology	Chemistry	Physics	4th science
Social Studies (3 credits)	W.Geography or W. History		US History	Govern/Econ
Foreign Language (2 credits; choose one):	Spanish I & Spanish II ASL I & ASL II			

Physical Education (1 credit): see current course guide for options

Fine Arts (**5 credits**): Band, Art, Choir, Theater, **and/or** Dance

Electives: minimum of 3 credits

GRADUATION PLAN

Arts & Humanities Endorsement (English, Social Studies, or Foreign Language - choose one path) :

English: *English I English II English III English 4 Advanced English class (**English path**)
Math (4 credits): Algebra I Geometry Algebra II 4th math
Science (4 credits): Biology Chemistry Physics 4th science
Social Studies: W.Geography W. History Social Studies Elective *US History Govern/Econ (**SS path**)
Foreign Language (**4 credits for foreign language path**): **Spanish I - IV**
Or 2 credits in 2 different foreign languages
ASL I & ASL II

Physical Education (1 credit): see current course guide for options

Fine Arts (1 credit): Band, Art, Choir, Theater, or Dance

Electives: varies based on path chosen

Personal Graduation Plan Meeting

All freshmen, with a parent, will meet with the Academic Advisor in the fall to select an endorsement and review the graduation plan. Scholars and parents will be notified via email to schedule the meeting.

Required High School Testing

Scholars are required to pass five STAAR (EOC) tests, in addition to meeting the requirements of the graduation plan, to graduate: English I, Biology, Algebra I, English II, US History.

Scholars are also offered the follow tests, for free, during the school day:

PSAT - 10th & 11th

SAT - 11th

ASVAB - 10th-12th

Testing date announcements will be sent via email.

Credit Recovery/Summer School

UME does **NOT** offer credit recovery **NOR** summer school. If a scholar fails a required class, he/she will take the class again the following year.

ABOUT YOUR **CHROMEBOOK**

by José Barriguete

We are excited to provide you with a Chromebook to support your educational journey both inside and outside of school. To ensure smooth operations and optimal performance, we are sharing these tips and highlights.

CHROMEBOOK POLICY HIGHLIGHTS

- **Educational Use Only:** Please use the Chromebook exclusively for educational purposes. Avoid playing video games or watching movies during school hours and after school.
- **No Stickers Allowed:** To maintain the professional appearance of Chromebooks and prevent damage, refrain from placing any stickers on them.
- **Immediate Reporting of Damage:** In case of any damage to your Chromebook, report it promptly to your teacher or the IT support team for timely assistance.



UME PREPARATORY ACADEMY

ABOUT YOUR **CHROMEBOOK**

TROUBLESHOOTING

- **Chromebook Not Turning On:** If your Chromebook doesn't turn on or charge, press and hold the refresh key along with the power button up to three times to attempt a reset.
- **Charging Light Not Turning On:** If the charging light does not come on, unplug the Chromebook from the charger and perform the reset process mentioned earlier. Additionally, if using a surge protector, plug the charger directly into it, as fluctuations in electricity may affect the battery charging.
- **Glitches and Extensions:** If you encounter glitches or performance issues, try removing any recently downloaded extensions to see if the problem resolves.

Remember, Chromebooks are designed for simplicity and reliability, making most issues easily fixable using the troubleshooting steps provided. However, if you're unsure about any action or need further assistance:

- Reach out to our IT Director, Jose Barriguete, for all technology support at it.support@umeprep.org.
- For immediate support, you can also contact the front desk during school hours.



THANK YOU



Dallas High School Phone

214-445-6243



School Website

www.umeprep.org



School Address

3838 Spur 408, Dallas, TX 75236

